




CROSSROADS EARLY LEARNING CENTER

Newsletter
March 2017

Most of a child's childhood is spent studying and memorizing facts in order to prepare for their future and for their careers. As adults, we teach our children facts, how to study so that they learn, how to acquire facts and where these facts may be found. However, by the same token, do we also teach our children to think and to reason? Do we teach them that there may be different ways of accomplishing things? Do we encourage diversity in the way they do things? Do we encourage our children to dream?

The world is so complex around us. Especially with all of the technology, mass media, and exposure to this complexity, there are so many facts that we need to know in order to function in today's society. Facts should not be purely memorized. Every exchange can be a learning opportunity with your child. Take advantage of questions children ask. Let them watch you work around the house. Sit and watch educational programming that might generate questions for you to answer. Read, read, and read to them. Ask them questions about what you have read. Questions that require thought and complete sentences, not just a yes or no answer. Children learn through hands on experiences that can be applied to their life.

We are all so busy in our lives today. Sometimes we inhibit the potential that children have to create, to dream and to explore. We rush them when we are working with them or expect them to entertain themselves for long periods of time. Many children spend lots of hours in front of the television. Yet they spend fewer hours developing their imaginations through play, art, walks, bike rides, working with you, etc.



Some television programs, as well as, toys encourage a passive reaction from children. They do and provide everything – even the answers! However, when given the opportunity, it's amazing what children can create with boxes, string and other simple household things. The more children are encouraged to think and to create, the more self-confident they will be as they enter this fast paced society. Ask open ended questions and allow your children to solve problems without automatically providing the answers.

Facts are only enhanced when we can add creativity and build new ideas from our dreams!

Miss Vivian





INFANTS/TODDLERS

**Miss Crystal/Miss Elsy/Miss Adriana
Miss Waheeda/Miss Tori**

In February, we had our pajama party and all of our children looked so cute and comfortable – in their home away from home!

As February comes to a close, March has come upon us. Many new and exciting things will be happening for the Infants/Toddlers. Not only will our normal everyday activities continue, but we will also be focusing on becoming more and more independent. Our story of the month will be “Brown Bear, Brown Bear, what do you See?” This story not only helps us identify different animals, but also helps us with our color recognition. Our main color of focus is the color green for St. Patrick’s Day, as well as the grass we hope to see growing soon. You will be seeing a lot of green, shamrocks and rainbows, leprechauns and pots of gold in our room and hallways. Our finger play will focus on the short poem “5 Green & Speckled Frogs”. Since Dr. Seuss’ birthday is in March, we will be celebrating by reading many of his books. Our Nursery Rhyme will be “Jack and Jill.”

Hopefully, the weather will start to get warmer, so that we can enjoy more outside time. During the month of March, we will include special snacks to include the color green. I have already put in an order for green Jell-O, green grapes and other tasty surprises. On **Friday, March 17th, please send your child in wearing green, (if possible) for St. Patrick’s Day.**

We are working on the acquisition of language, echoing and tracking sounds for the young infants. For the older infants, we are working on positive self-images, fine motor coordination and the sense of hearing.


We will be working on the sense of hearing, the nursery rhyme “Jack and Jill” for each toddler group. For the young toddlers, we are working on gross motor skills, the song of the month is “Reach for the Ceiling,” the concept is “how big I am.”

For the older toddlers, we are working on the theme of “holidays”, the song “Turn Around,” and social abilities.

Throughout the month, we will also continue to work on our **LAP** (Learning Accomplishment Profile) skills. These are age specific skills that we work on with the children. The LAP covers all areas of development: gross/fine motor, language development, cognitive ability, self-help skills, etc. Each month brings new goals for each child to master.

Special Events:

**3/17 St. Patrick’s Day Celebration.
Wear green!**



TWO’S

**Miss Toni/Miss Trish/Miss Awatef
Miss Michele/Miss Stephanie/Miss Shereen**

As we head into March, our class will begin by celebrating Dr. Seuss’ birthday. We will be reading many of his books throughout the month, as well as, working on some exciting art to go along with what we have read.

The shape of the month is a square, the color will be green and we will be working on our sense of sight.

The Nurturing Character for March is “Hope” which means trusting, believing and dreaming. Our Living in Faith theme is “God made my body and gave me my sense.” We will be exploring our sense through various activities.

As the month moves along, we will be discussing life on the farm. Talking about the animals that live there and the sounds they make. Also, the crops that are grown on the farm will lead us into a discussion about fruits and vegetables and how they keep us strong and healthy.

We will be celebrating **St. Patrick’s Day on Friday, March 17th, with a party.** Don’t forget to **wear green** to school! We will be creating our own pot of gold at the end of the rainbow.

Later this month, spring will be upon us and winter will finally be over – and hopefully the cold weather will be too! We go out for our daily nature walks, we will be observing the world around us and looking for signs of budding leaves and flowers – a sure sign that spring is here!

Overall, there are many neat and exciting things that the children will be learning throughout the month!


Happy Birthday!

Cora Martinho



Special Events:

- 3/17 St. Patrick's Day Children's Party @9:15 Wear green!**
3/20 1st Day of Spring



PRESCHOOL

Miss Ellen/Miss Lisa/Miss Monica/Miss Nichoal

Welcome to March! We are all looking forward to spring and the end of the cold weather!

We would like to say a big “Thank You” for making our Valentines’ Party so much fun! The children very much enjoyed “delivering” their Valentines’.

We will be looking for signs of spring as we learn how fruits and vegetables grow on the farm and in the orchards. We will be exploring different cultures, including their customs and musical instruments. We will learn how culture is the similar and different from others. We will also be exploring wind and flying through experiments & observations. The shape of the month is the square, the color is green and the sense is sight. Our nursery rhyme of the month is “Jack and Jill.”

Our Living in Faith theme is “God made my Body and gave me my Sense.” We will be exploring our sense through various lessons. Our nurturing character word is hope. We will discuss believing, trusting, wishing and knowing

that all is possible, with the Lord. Our featured songs are Hosanna! Hosanna and Christian A.B.C’s.

On **Friday, March 17th**, we will be having a **“Green” Party in honor of St. Patrick’s Day.** We will be having green cucumbers, green apples, or whatever else we can think of that’s green! Please have your **children wear green** to help celebrate!

We will be celebrating Easter and talking about the gift Jesus gave to us! One way of celebrating of this joy of life, we will be having an Easter Egg Hunt.

Please make sure there is a seasonal change of clothes in your child’s cubbie.


Happy Birthday!

Sofia A. 3/20



Special Events:

- 3/2 Dr. Seuss’ Pajama Birthday celebration. Please feel free to share your favorite Dr. Seuss books with us!**
3/17 “Green” Party in celebration of St. Patrick’s Day @9:15am. Wear green!
3/20 1st Day of Spring




PREK 1

Miss Lynn/Miss D/Miss Gail

Thank you parents very much for all of the Valentine’s Day “goodies” for the children and the teachers! Your thoughtfulness is greatly appreciated and the children really had fun at the party! They really enjoyed playing mail carrier and passing out their valentines to their friends!

As we anxiously wait for the arrival of spring, we will discuss the season’s transition from winter to spring. As the saying goes, “March comes in like a lion and goes out like a lamb.” We will have fun learning about the weather by charting lion vs. lamb days every day. Ask your child if it’s a lion or lamb day today!



We will be celebrating **Dr. Seuss'** birthday on **Wednesday, March 2nd**. Please feel free to send in any of your child's **Dr. Seuss books to share with the class**. We will read them during story time throughout the month. Please remember to put your child's name on the book so it will be returned to the rightful owner.

Our Living in Faith theme is "God Made my Body and Gave me my Sense." We will be exploring our sense through various learning games. Our nurturing characteristic is hope (believing, trusting, knowing it is possible and wishing). We will also be celebrating Easter!

We will also be learning about St. Patrick's Day and how the shamrock (clover-like plant) represents the Trinity (The Father, the Son and the Holy Spirit). In honor of St. Patrick's Day, we will focus on the various shades of green and have fun participating in green related activities. On **Thursday, March 17th**, we will have a **St. Patrick's Day party**. If possible, please have your child **wear green** on that day. We will celebrate by searching for our "pot of gold" and enjoy a green fruit and vegetable tasting party! **We will provide everything needed for the party.**

May God bless you and your family with a happy, healthy springtime!

Happy Birthday!

- Alesia 3/1
- Rocco 3/1
- Nickolas 3/4
- Gideon 3/7
- Juliana 3/11
- Juliesa 3/11
- Sofia M. 3/25
- Chloe 3/27



Special Events:

- 3/2 Dr. Seuss' Birthday Pajama Party.** Bring in your favorite **Dr. Seuss'** book throughout the month of March.
- 3/17 St. Patrick's Day Children's Party @3pm. Wear green!**
- 3/20 1st Day of Spring**

PREK 2

Miss Sue/Miss Kathy/Miss Dana

Two months into the new year and we are coming up to the 1st day of spring this month. Yippee!!!!

The PreK2 Smarties have been working on their next book publication, based on the books "Me on the Map" and "Me and my Place in Space." They became very excited as we boarded our rocket ships and traveled to outer space. The smarties have been very excited to learn about the planets.

They took an imaginary trip to Mars, with Davey in: "There is Nothing to do on Mars." We then illustrated and wrote about what we would do, if we went to Mars. There is so much to do!! But, Mars was becoming too crowded, due to the discovery of water. So, Davey and his family moved to Saturn. We also learned that aliens love underpants!

We also created our own paint blot aliens! Outer space has been so much fun!

Did you know that Jesus showed His disciples how to be a helper by washing their feet? We met another helper, Dorcas, at Jesus Time. Dorcas helped people who were poor and hungry. The children also learned that, even though they are small, they can be a helper too! Isn't that great!

We are looking forward to wearing PJ's to school for Dr. Seuss's birthday & wearing green on March 17th to celebrate St. Patrick's Day!

What a busy and fun month we will have!

Happy Birthday!

- Jasmine 3/4
- Jayden 3/7
- Nora 3/17
- Anthony 3/19
- Giuliana 3/28



Special Events:

- 3/2 Pajama Day - Dr. Seuss' Birthday celebration**

3/17 **St. Patrick's Day Children's Party @2:30. Wear green!**
3/20 **1st Day of Spring**

STAFF NEWS:

Miss Melina's daughter, Kristina, who was once a staff member at Crossroads, is engaged! Congratulations, Kristina!!! We wish that God blesses you abundantly throughout your engagement and marriage!

Miss Vivian's step daughter, Dianne, is having another baby in September! This is her 4th child!

Congratulations, Miss Toni on your promotion to Lead Teacher of the 2's room! You're going to be wonderful! She is replacing Miss Crystal who is now in the Infant Room.

Please welcome Miss Shereen (Miss Toni's daughter, who will also be in the 2's room after Toni leaves for the day; and, Miss Tori who will be an afternoon person in the Infant room after Crystal leaves.!

REMINDERS:

CONTACT INFORMATION: Please keep us informed of any changes in contact info.

PHYSICALS: As your children get their **ANNUAL PHYSICAL, PLEASE** have your physician fill out the **UNIVERSAL HEALTH FORM** for us. **Copies are located in the office and on the blue table in the reception lobby.**

IMMUNIZATIONS: Also, please provide updates on any immunizations received.

THANK YOU!



THIS MONTH IN CHAPEL

March first is Ash Wednesday. It begins the season of Lent. Lent is the seven weeks that lead up to Easter. And you know Easter is the great celebration of the resurrection of Jesus. At Crossroads in Chapel, we will share Bible stories about Jesus with the children. Our hope is that God will use His Word to help build up their faith and ours.

During March, we will share five stories from the Bible about Jesus. One is about Jesus miraculously healing ten men who had leprosy. From it we learn that God cares about every part our lives. Then we tell about the time Jesus miraculously fed 5000 people with just five loaves of bread and two fish. There were even leftovers. We see in this story that Jesus is able and willing to supply what we need. Then comes the parable of the prodigal (lost) son. Jesus told that story to show us that our Father in heaven always loves and forgives us. The children will also hear about the sinful woman who worshipped Jesus and anointed His feet with oil. That story reminds us that Jesus is God's anointed who was sent to take away our sin. Finally in March, the children will hear the account of Jesus giving us the gift of Holy Communion, a gift that gives us forgiveness and the presence of Jesus with us now.

We believe any time we can learn about Jesus is special. You might even say it is more important than anything because it gives eternal benefits. We hope you think so too. So, we want to encourage you to help these young ones grow in faith. Read the Bible and pray with them at home. Bring them to your place of worship often. Bring them often because God wants to bless them and you!

God bless,

Pastor Smith





PARENT CORNER

Make Bedtime Easier with a Bedtime Chart

Parents are exhausted by the end of the day, and children rarely go to bed willingly. This, of course, means that evenings can become a source of tension in your home. Luckily there is a simple solution to relieve some of this frustration and create a new, easier bedtime routine for your family.

Create a bedtime chart...

Routines can help children immensely during the day and especially at bedtime. You can provide added incentive when you involve your children in the process of creating their very own bedtime chart. You can discuss the steps involved in the bedtime routine and then sit down together to work on the craft aspect of this project.

The visual nature of a bedtime chart will help your child follow the routine independently, and you can customize it to any child and their interests.

How to Make a Bedtime Chart

- Get a large piece of poster board.
- Gather colorful markers, crayons, & stickers.
- Cut out pictures of children from magazines that represent different steps of the bedtime routine such as children brushing their teeth. You can also take pictures of your own child doing these steps & have them printed.
- Use the pictures and art supplies to create a fun, personalized poster that clearly outlines the steps to bedtime.
- Hang the poster on your child's bedroom door right at their eye level.
- Each night have your child help you follow the steps on the chart.
- Praise your child for following the steps and turn it into a positive experience.

An Example of a Bedtime Chart

Lily Gets Ready for Bed

- Eat a snack
- Put on pajamas
- Brush teeth
- Go potty
- Read three books
- Sing the nighttime song
- Turn on night light
- Give kisses and hugs
- Lily goes to sleep
- Mommy and Daddy go to sleep



Reprinted with permission: Elizabeth Pantley, Author, "No Cry Solution"
ElizabethPantley.com - visit her blog!

CHARACTER EDUCATION

Hope



This month the teachers are working on the concept of hope—believing, trusting and wishing. Children acquire hope as they develop a sense of trust and security from the experiences they have each day. They need to know that the people in their lives are consistent, follow through with what they say and what they promise.

How to develop a child who is hopeful

1. To help ensure that they have love and peace inside of them
2. To make sure that Christianity plays an important part in your family life
3. To make sure that they have fun with friends and family
4. To make sure they feel loved
5. To reinforce that when they do good things they are happy with themselves
6. To develop the concept with children that they give happiness to others using words that are like flowers not thorns.
7. They can give happiness to others by sharing and in turn feel good about themselves
8. Have your child pretend and visualize beautiful things that the world has to offer by telling stories to help your child dream

Hope is developed from having a sense of well-being. We develop a sense of well-being by making sure your child's physical, emotional and spiritual needs are taken care of. Let us not forget that positive, consistent and ongoing discipline must be utilized in creating this sense of well-being. Children will grow and know what hope is through all these positive experiences and guidance from adults in his/her life.



INSPIRATIONAL MOMENT

Hope -Be still, we are not Alone

It is human nature that in our most troubled times we feel alone. It is at times like these that we most need the companionship and love of those close to us. Maybe we have problems that we don't wish to discuss with someone else, or maybe we don't wish to burden others with our own issues.

At times like this we must remember that God will NEVER leave us alone. He has promised us that He will always be there for us, even at our lowest point. That reminds me of the picture showing 2 sets of footsteps in the sand that turn into one set. That is when the Lord picked us up and carried us.

So, never doubt that we are always close to the companionship and love of God, no matter who we are or what we have done. Do not be afraid to ask God for His help and/or forgiveness. He wants us to turn to Him in prayer. Slow down and be ready to hear what He has to say or be thankful when He has provided us with an answer to that prayer. Be patient when He takes a little more time than what we want. God knows that right time and the right thing for us.

As Dr. Seuss would say: "A person is a person, no matter how small." God is with all of us. We need to be still and be hopeful that we are not alone.

May God bless and strengthen us always!




1st Chapel

2nd Gymnastics

DR. SEUSS'S BIRTHDAY -

Pres, PreK 1 and PreK 2 - WEAR PAJAMAS!!



7th Chapel

9th Gymnastics

Dr. Seuss

12th Daylight Savings Time



15th Chapel

16th Gymnastics

17th ST. PATRICK'S DAY PARTIES:

Infant Room:	Wear something Green	
Twos:	9:15am	Wear something Green
Preschool:	9:15am	Wear something Green
PreK 1:	3:00pm	Wear something Green
PreK 2:	2:30	Wear something Green

20th



21st Chapel

23rd Gymnastics

29th Chapel

30th Gymnastics